

FUND FACT SHEET

KIWOOM INDONESIA BOND PLUS FUND (KIBPF)

March 2019

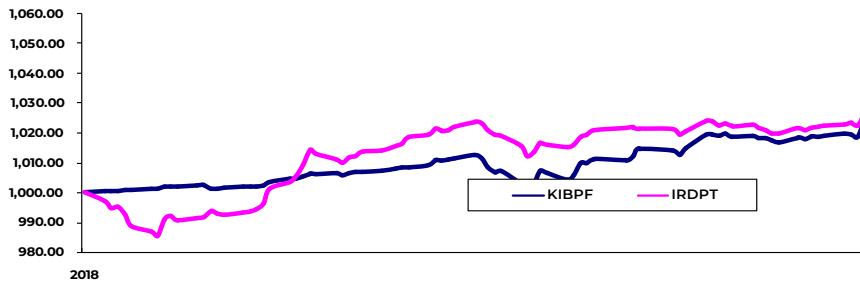
INVESTMENT POLICY

Equities	0%-20%
Bonds	80%-100%
Money Market	0%-20%

INVESTMENT ALLOCATION

Equities	1%
Bonds	88%
Money Market	12%

HISTORICAL PERFORMANCE



Performance	1 mo	3 mo	6 mo	YTD	1 yr	3 yr	Since inception
KIBPF	1.50%	3.56%	0%	0%	0%	0%	5.09%
IRDPT*	1.05%	2.99%	0%	0%	0%	0%	5.19%

*Benchmark (Infovesta Fixed Income Fund Index)

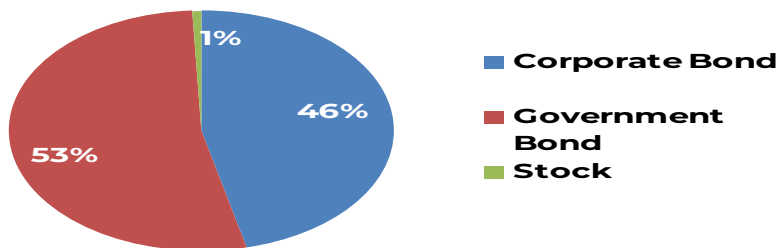
TOP 5 HOLDINGS

(in Alphabetical Order)

- OBLIGASI NEGARA REPUBLIK INDONESIA SERI FR0073 (FR0073)
- OBLIGASI NEGARA REPUBLIK INDONESIA SERI FR0078 (FR0078)
- OBLIGASI NEGARA REPUBLIK INDONESIA SERI FR0074 (FR0074)
- OBLIGASI SUBORDINASI BKLJT II BANK BII TAHAP I TH 2014 (BNII02SBCN1)
- OBLIGASI NEGARA REPUBLIK INDONESIA SERI FR0077 (FR0077)

SECTOR COMPOSITION

(Exclude TD)



INVESTMENT OBJECTIVE

Provide optimal investment return with relatively low risk level with focus on debt securities coupled with small portion of equity portfolio, ideal for medium to long term investment purposes

INVESTMENT BENEFITS

- Professional fund management
- Investment diversification
- Easiness of investment
- Information transparency

INVESTMENT RISKS

- Risk of decreasing Net Asset Value of each Participation Unit.
- Default risk
- Risk of change in economic and political conditions
- Liquidity risk
- Risk of dissolution and liquidation
- Risk of changing in tax regulation
- Risk of amendment another rules
- Risk of electronic media transaction
- Foreign exchange rate risk

RISK CLASSIFICATION

CONSERVATIVE MODERATE AGGRESSIVE

FUND INFORMATION

NAV / Unit (end of month) : IDR 1,050.88
 AUM (end of month) : IDR 222.48 Billion
 Inception Date : 05 October 2018
 Mutual Fund Type : Fixed
 Custodian Bank : DBS Indonesia
 Minimum Subscription : IDR 1,000,000
 Subscription Fee : Maximum 3%
 Redemption Fee : Maximum 3%
 Switching Fee : Maximum 1.5%
 Management Fee : Maximum 2% p.a
 Custodian Fee : Maximum 0.15% p.a

BANK ACCOUNTS

Bank DBS Indonesia
 Kiwoom Indonesia Bond Plus Fund
 A/C. 332-010-3213

ABOUT KIWOOM INVESTMENT MANAGEMENT INDONESIA

PT. Kiwoom Investment Management Indonesia (KIMI) is subsidiary of PT. Kiwoom Sekuritas Indonesia. KIMI was established at 1999 as PT. Dongsuh Investment Management. KIMI has the experience of portfolio investment for more than 10 years.

CONTACT INFORMATION

Treasury Tower 27th Floor Unit A, District 8 SCBD Lot. 28 Jl. Jend. Sudirman Kav 52-53, South Jakarta 12190 |
 Tel. +62 (021) 5010 5757 | Fax. +62 (021) 5010 5760 | www.kiwoom-invest.co.id

INVESTMENT IN MUTUAL FUND CONTAINS RISKS. INVESTOR MUST READ AND UNDERSTAND PROSPECTUS BEFORE DECIDING TO INVEST IN MUTUAL FUND. PAST PERFORMANCE DOES NOT INDICATE FUTURE PERFORMANCE.

This report has been prepared by PT. Kiwoom Investment Management Indonesia only for information purpose. It should not be considered as an offer to sell, or a solicitation of an offer to buy. This report was prepared based on trusted sources, but PT. Kiwoom Investment Management Indonesia does not guarantee information and material accuracy, sufficiency, or completeness. Investments in mutual funds are not deposits or guaranteed and are subject to investment risks, including the possible loss of the principal amount invested. PT Kiwoom Investment Management Indonesia is registered and is overseen by Financial Services Authority (OJK), with registration number KEP-03/PM/MI/2000.

REGISTERED AND OVERSEEN BY



FUND FACT SHEET

KIWOOM INDONESIA OPTIMUM FUND (KIOF)

March 2019

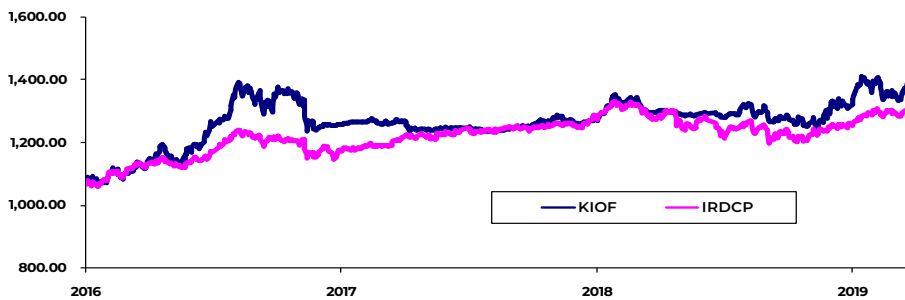
INVESTMENT POLICY

Equities	1%-79%
Bonds	1%-79%
Money Market	1%-79%

INVESTMENT ALLOCATION

Equities	75%
Bonds	22%
Money Market	3%

3 YEAR HISTORICAL PERFORMANCE



Performance	1 mo	3 mo	6 mo	YTD	1 yr	3 yr	Since inception
KIOF	3.17%	5.89%	8.47%	2.03%	6.96%	22.78%	38.90%
IRDCP*	0.73%	3.33%	4.89%	0.96%	1.67%	15.20%	30.10%

*Benchmark (Infovesta Balanced Fund Index)

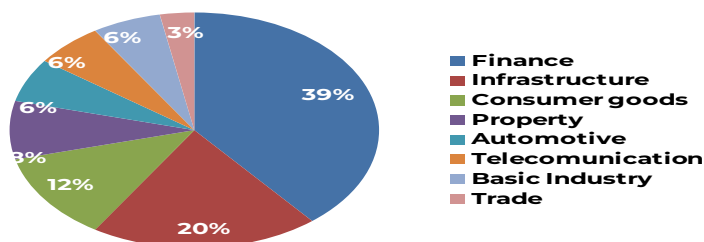
TOP 5 HOLDINGS

(in Alphabetical Order)

ASTRA INTERNATIONAL (ASII)
 WASKITA BETON PRECAST (WSBP)
 WASKITA KARYA (WSKT)
 BANK TABUNGAN NEGARA (BBTN)
 BANK RAKYAT INDONESIA (BBRI)

SECTOR COMPOSITION

(Exclude TD)



AWARDS

Top Capital Market 2017
 Top Reksadana - Campuran 2017

INVESTMENT OBJECTIVE

Obtain optimum growth in the long term from capital gain, dividend, & interest; and also minimize risk through the flexible allocation into equities, bonds, and money market, following the market change and conditions.

INVESTMENT BENEFITS

- Easiness of investment redemption
- Flexible and professional fund management
- Investment diversification
- Information transparency

INVESTMENT RISKS

- Risk of change in economic and political conditions
- Liquidity risks
- Risk of decreasing Net Asset Value of each Participation Unit.
- Risk of dissolution and liquidation

RISK CLASSIFICATION

CONSERVATIVE MODERATE AGGRESSIVE

FUND INFORMATION

NAV / Unit (end of month) : IDR 1,388.98
 AUM (end of month) : IDR 64.00 Billion
 Inception Date : 19 November 2012
 Mutual Fund Type : Balanced
 Custodian Bank : DBS Indonesia
 Minimum Subscription : IDR 1,000,000
 Subscription Fee : Maximum 1.5%
 Redemption Fee : < 1 year: Maximum 1.5%
 ≥ 1 year: 0%
 Switching Fee : Maximum 1.5%
 Management Fee : Maximum 1.5% p.a
 Custodian Fee : Maximum 0.15% p.a

BANK ACCOUNTS

Bank DBS Indonesia
 Reksa Dana Kiwoom Indonesia Optimum Fund
 A/C. 332-010-5101

ABOUT KIWOOM INVESTMENT MANAGEMENT INDONESIA

PT. Kiwoom Investment Management Indonesia (KIMI) is subsidiary of PT. Kiwoom Sekuritas Indonesia. KIMI was established at 1999 as an offer to sell, or a solicitation of an offer to buy. This report was prepared based on trusted sources, but PT. Kiwoom Investment Management Indonesia does not guarantee information and material accuracy, sufficiency, or completeness. Investments in mutual funds are not deposits or guaranteed and are subject to investment risks, including the possible loss of the principal amount invested.

CONTACT INFORMATION

Treasury Tower 27th Floor Unit A, District 8 SCBD Lot. 28 Jl. Jenderal Sudirman Kav 52-53, South Jakarta 12190 |
 Tel. +62 (21) 5010 5757 | Fax. +62 (21) 5010 5760 | www.kiwoom-invest.co.id

INVESTMENT IN MUTUAL FUND CONTAINS RISKS. INVESTOR MUST READ AND UNDERSTAND PROSPECTUS BEFORE DECIDING TO INVEST IN MUTUAL FUND. PAST PERFORMANCE DOES NOT INDICATE FUTURE PERFORMANCE.

This report has been prepared by PT. Kiwoom Investment Management Indonesia only for information purpose. It should not be considered as an offer to sell, or a solicitation of an offer to buy. This report was prepared based on trusted sources, but PT. Kiwoom Investment Management Indonesia does not guarantee information and material accuracy, sufficiency, or completeness. Investments in mutual funds are not deposits or guaranteed and are subject to investment risks, including the possible loss of the principal amount invested. PT Kiwoom Investment Management Indonesia is registered and is overseen by Financial Services Authority (OJK), with registration number KEP-03/PM/MI/2000.

REGISTERED AND OVERSEEN BY