

## FUND FACT SHEET

# KIWOOM INDONESIA OPTIMUM FUND (KIOF)

All data expressed as of 28th November 2025

Fund Category: Balanced Fund

## INVESTMENT POLICY

Equities	1%-79%
Bonds	1%-79%
Money Market	1%-79%

## INVESTMENT ALLOCATION

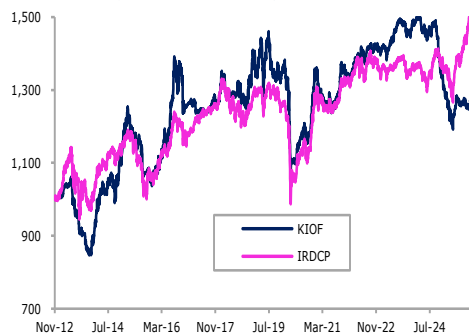
Equities	21.94%
Bonds	33.88%
Money Market	44.18%

## HISTORICAL PERFORMANCE

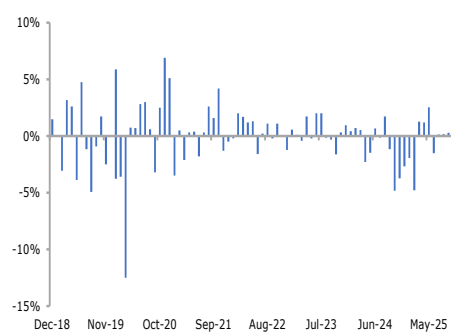
Performance	1 mo	3 mo	6 mo	YTD	1 yr	3 yr	5 yr	Since Inception
KIOF	-0.42%	0.21%	-0.95%	-2.85%	-5.46%	-11.12%	0.14%	26.61%
IRDCP*	3.36%	8.74%	12.32%	14.72%	14.28%	12.88%	28.61%	56.05%
Best Monthly Return	7.88%	June 2016						
Worst Monthly Return	-12.51%	March 2020						

\*Benchmark (Inovesta Balanced Fund Index)

### Monthly Return during the Last 5 Years



### Monthly Return during the Last 5 Years



## INVESTMENT OBJECTIVE

Obtain optimum growth in the long term from capital gain, dividend, & interest; and also minimize risk through the flexible allocation into equities, bonds, and money market, following the market change and conditions.

## INVESTMENT BENEFITS

- Ease of investment redemption
- Flexible and professional fund management
- Investment diversification
- Information transparency

## INVESTMENT RISKS

- Risk of change in economic and political conditions
- Liquidity risks
- Risk of decreasing Net Asset Value of each Participation Unit.
- Risk of dissolution and liquidation

## RISK CLASSIFICATION



## FUND INFORMATION

Effective Date	: 23 October 2012
Effective Statement	: S-12517/BL/2012
Launch Date	: 19 November 2012
Currency	: Rupiah
Minimum Subscription	: IDR 100.000
NAV / Unit (end of month)	: IDR 1,266.14
NAB (end of month)	: IDR 6.35 Billion
Number of Offered Units	: 10 Billion Units
Valuation Period	: Daily
Custodian Bank	: DBS Indonesia
Subscription Fee	: Maximum 3%
Redemption Fee	: Maximum 3%
Switching Fee	: Maximum 3%
Management Fee	: Maximum 1.5% p.a
Custodian Fee	: Maximum 0.15% p.a
ISIN Code	: IDN000145802

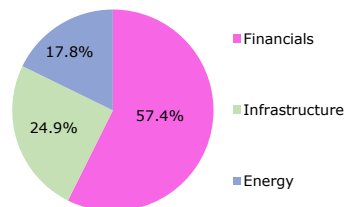
## BANK ACCOUNTS

**Bank DBS Indonesia**  
Reksa Dana Kiwoom Indonesia Optimum Fund  
A/C. 332-010-5101

## TOP 10 HOLDINGS % (in Alphabetical Order)

AKRA	4%
BBCA	7%
BMRI	6%
JSMR	5%
FR0074	34%
BANK DBS INDONESIA	8%
BANK NATIONAL NOBU	8%

## SECTOR COMPOSITION (Exclude TD)



## AWARDS

### Best Mutual Fund 2019

Top Reksadana - Campuran Terbaik, Tipe Moderat Periode 5 Tahun, Majalah Investor Inovesta

### Top Capital Market 2017

Top Reksadana Campuran 2017, Business News

## CUSTODIAN BANK

DBS is a leading financial services group in Asia. The bank's capital position, as well as "AA-" and "Aa1" credit ratings, is among the highest in Asia-Pacific. DBS has been recognised by The Banker, a member of the Financial times group, and "Best Managed Bank in Asia-Pacific" by The Asian Banker. The bank also been named "Safest Bank In Asia" by Global Finance for five consecutive years from 2009 to 2013.

## ABOUT KIWOOM INVESTMENT MANAGEMENT INDONESIA

PT. Kiwoom Investment Management Indonesia (KIMI) is subsidiary of PT. Kiwoom Sekuritas Indonesia. KIMI was established at 1999 as PT. Dongsuh Investment Management. KIMI has the experience of portfolio investment for more than 10 years.

## CONTACT INFORMATION

Treasury Tower 27th Floor Unit A, District 8 SCBD Lot. 28 Jl. Jenderal Sudirman Kav 52-53, South Jakarta 12190 | Tel. +62 (021) 5010 5757 | Fax. +62 (021) 5010 5760 | [www.kiwoom-invest.co.id](http://www.kiwoom-invest.co.id)

Surat atau bukti konfirmasi pembelian Reksa Dana, penjualan kembali Reksa Dana, dan pengalihan Reksa Dana merupakan bukti hukum yang sah atas kepemilikan Reksa Dana yang diterbitkan dan dikirimkan oleh Bank Kustodian. Dalam hal telah terdapat fasilitas Acuan Kepemilikan Sekuritas (AKSES). Pemegang Unit Penyertaan dapat melihat kepemilikan Reksa Dana melalui laman <https://akses.ksei.co.id/>.

INVESTMENT IN MUTUAL FUND CONTAINS RISKS. INVESTOR MUST READ AND UNDERSTAND PROSPECTUS BEFORE DECIDING TO INVEST IN MUTUAL FUND. PAST PERFORMANCE DOES NOT INDICATE FUTURE PERFORMANCE.

This report has been prepared by PT. Kiwoom Investment Management Indonesia only for information purpose. It should not be considered as an offer to sell, or a solicitation of an offer to buy. This report was prepared based on trusted sources, but PT. Kiwoom Investment Management Indonesia does not guarantee information and material accuracy, sufficiency, or completeness. Investments in mutual funds are not deposits or guaranteed and are subject to investment risks, including the possible loss of the principal amount invested.

PT Kiwoom Investment Management Indonesia is registered and is overseen by Financial Services Authority (OJK), with registration number KEP-03/PM/MI/2000.

REGISTERED AND OVERSEEN BY

